

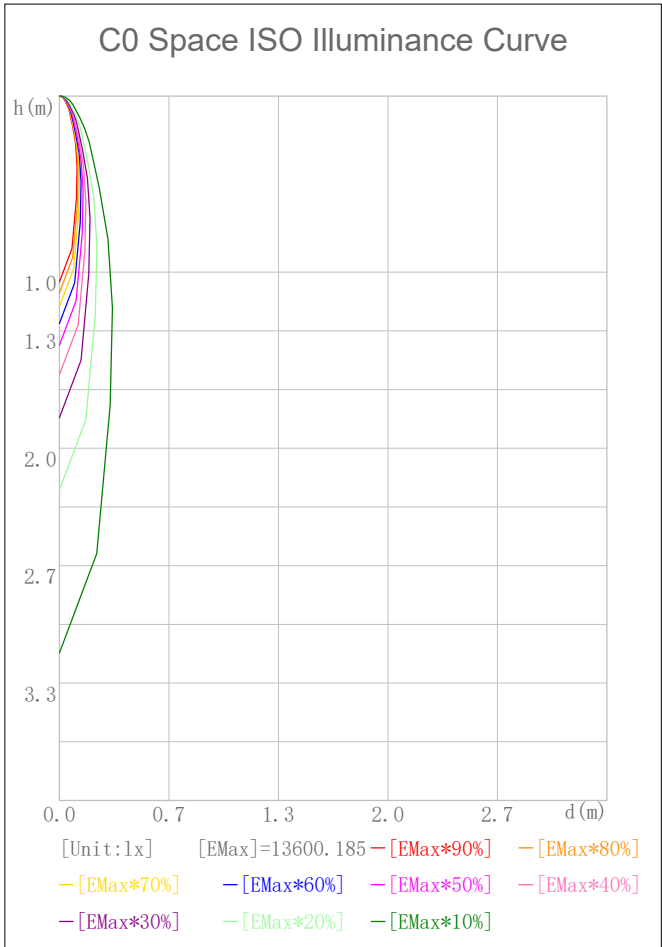
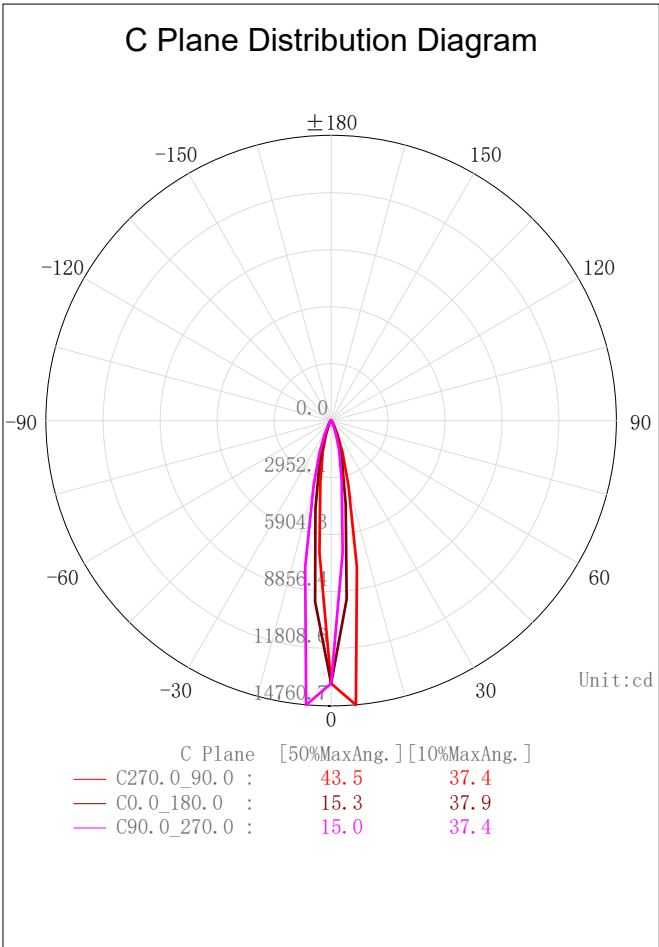
Indoor Luminaire Photometric Data

Description Information

Luminary Name: PD08-25-XX-01 2700K RA90 15D		Lum. Catalog:	Test ID: 01
Lamp Name:		Lamp Catalog: LED	Test Date: 2022/09/16
Manufacture: Shenzhen Norming Lighting		Shld. Ang(°):	Test Machine:GON-2000
Test Lab: Quality Department		Frequency (Hz):	Lamp CCT (K): Ra:
Lum. Size (W*L*H):0.083m*0.083m*0.000m		Lum. Area (m2):0.005	Lum. W (kg): 0.000
Test System: C, γ	Test Step: C=90.0 γ=5.0	Temp. (°C): 25	Humidity(%): 50.0

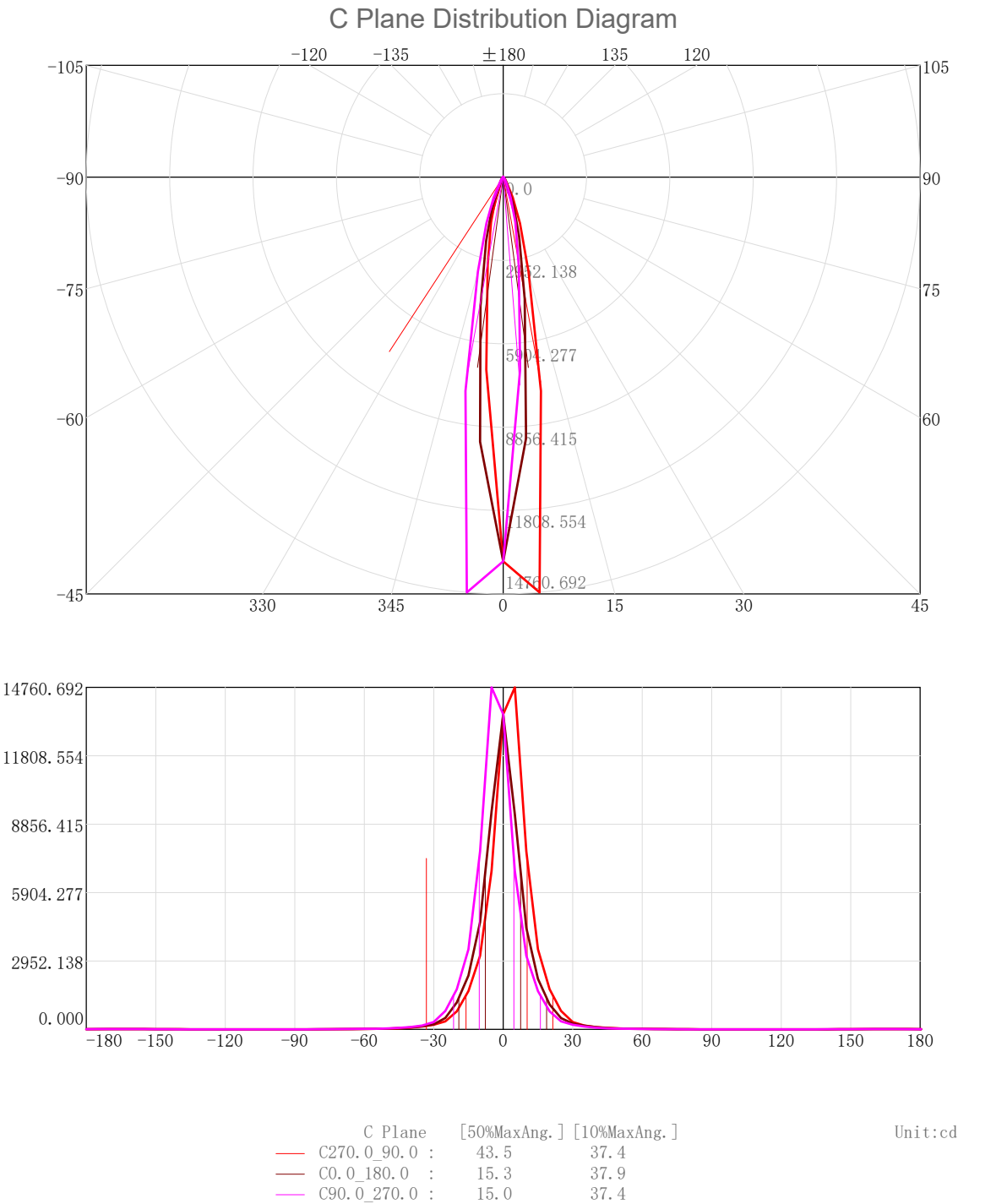
Character Parameter

Lamp Speciality Parameter		Luminaire Speciality Parameter	
Rated Flux(lm): 2091.970	Luminary Flux(lm): 2091.966	Field Angle(10%Imax): 37.4(°)	
Rated Power(W):	Luminary Efficiency: 100.00%	Down Lumens&Percent: 2050.568lm 98.02%	
Rated Voltage(V):	Luminary EER(lm/W): 92.117	Up Lumens&Percent: 41.398lm 1.98%	
Tested Power(W): 22.710	Max. Candela(cd): 14760.692	S/MH: C0_a180=0.262 C90_270=0.273	
Lamps' Inside: 1	Max Cand@Ang. (°): C=270.0 γ=5.0	CIE Type: Semi-Direct	
Tested Electrics (V, A, pf):239.7, 0.099, 0.957	Beam Angle(50%Imax): 15.0(°)	ErP Φ use(90°): 1849.769lm	
Lamp Size (W*L*H):0.083m*0.083m*0.000m	Left=-4.6°, Right=10.4°	IRF(%): 1566.774	



2D Plane Light Intensity Distribution Curve

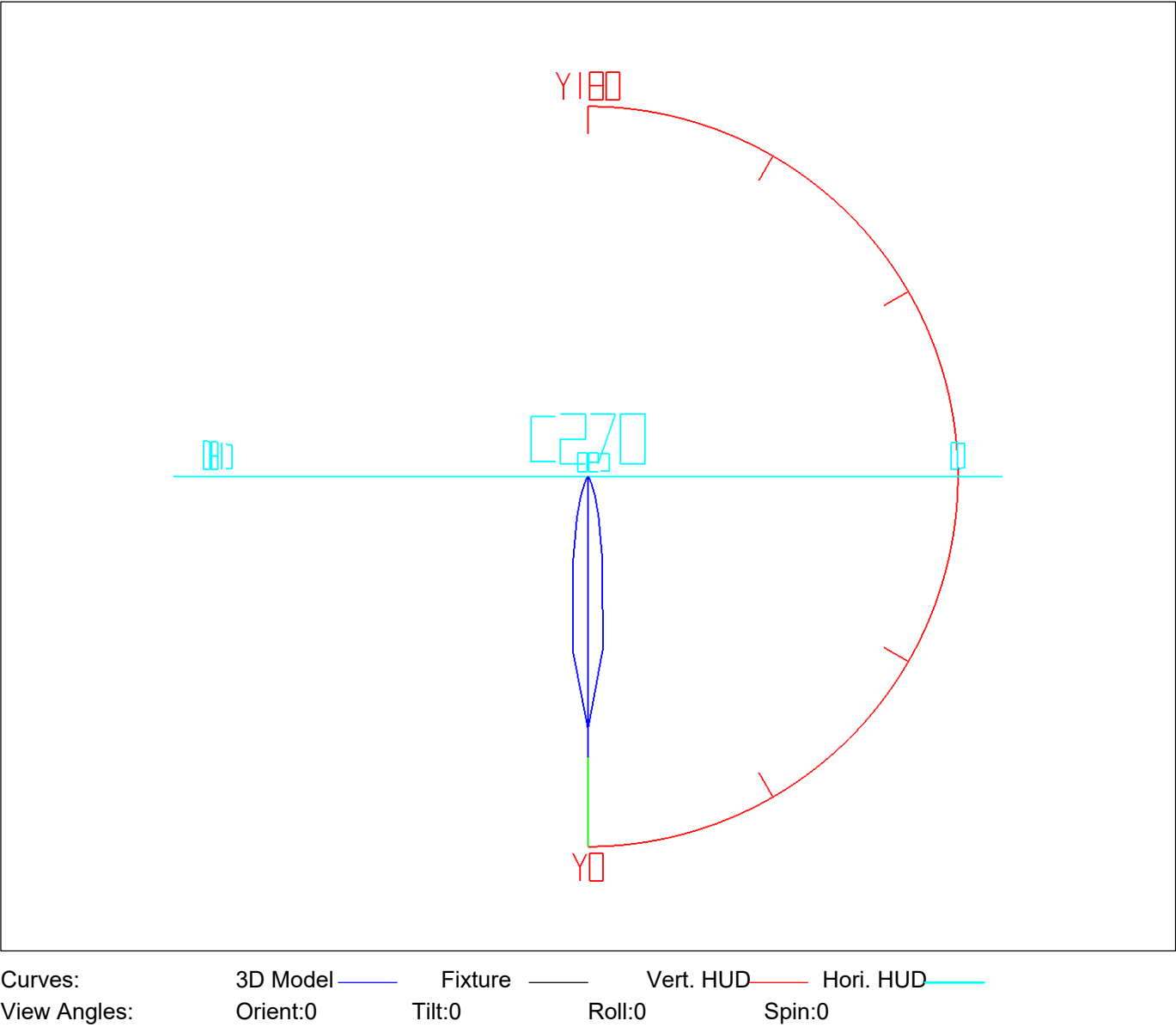
Lum. Name: PD08-25-XX-01 2700K RA90 15D	Lum. Catalog:	Test ID: 01
Lamp Name:	Lamp Catalog: LED	Test Lab: Quality Department
Manufacture: Shenzhen Norming Lighting	Test Machine:GON-2000	Test Date: 2022/09/16



3D Light Intensity Distribution Modal

Lum. Name: PD08-25-XX-01 2700K RA90 15D	Lum. Catelog:	Test ID: 01
Lamp Name:	Lamp Catelog: LED	Test Lab: Quality Department
Manufacture: Shenzhen Norming Lighting	Test Machine:GON-2000	Test Date: 2022/09/16

3D Light Intensity Distribution Modal

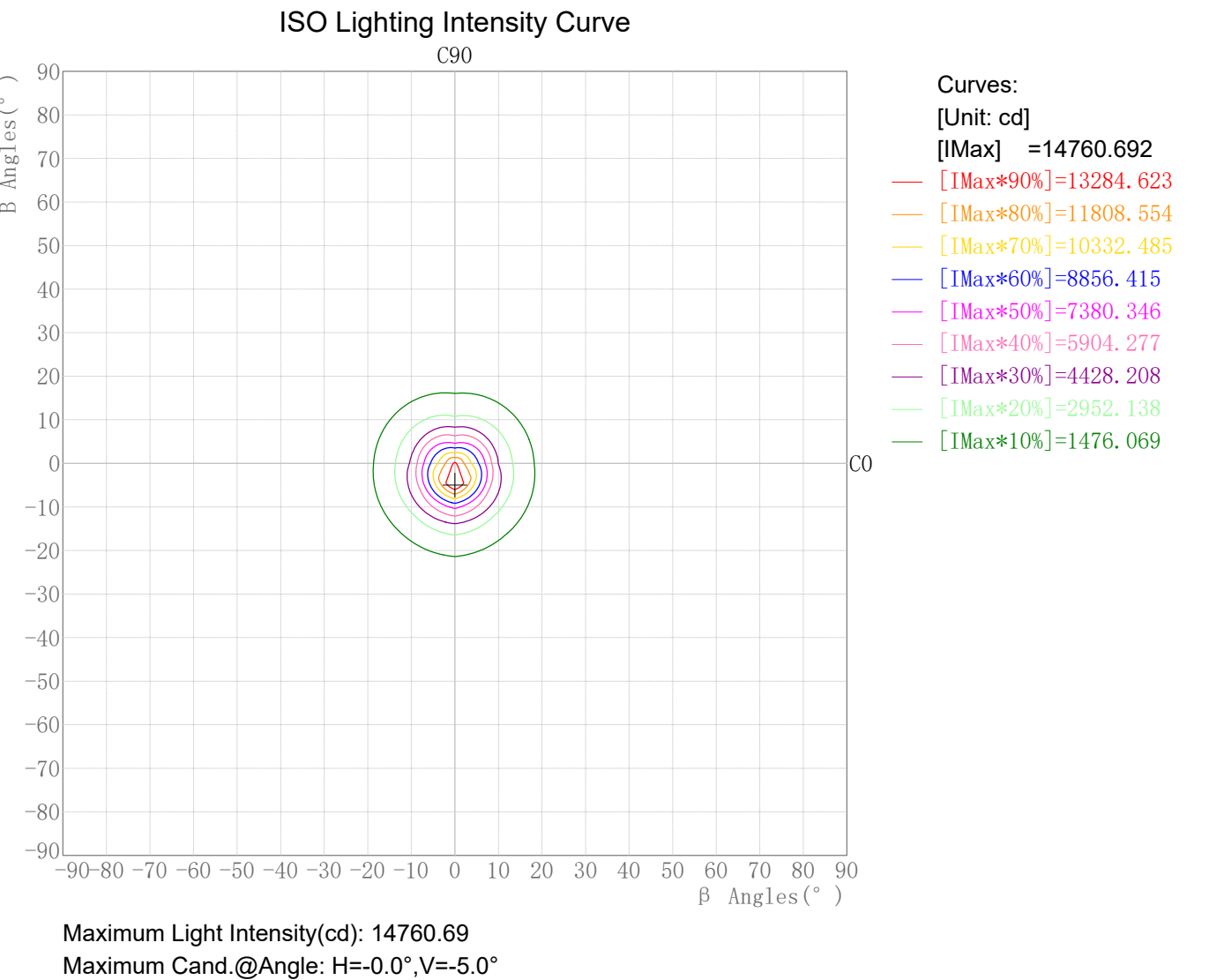


Zonal Flux Tabulation

Zone( γ )	Zone Flux (lm)	Sums Flux (lm)	Zone%Lamp	Sums%Lamp
0. 0-5. 0	283. 00	283. 00	13. 53	13. 53
5. 0-10. 0	538. 08	821. 08	25. 72	39. 25
10. 0-15. 0	437. 55	1258. 62	20. 92	60. 16
15. 0-20. 0	296. 57	1555. 19	14. 18	74. 34
20. 0-25. 0	180. 98	1736. 17	8. 65	82. 99
25. 0-30. 0	99. 33	1835. 50	4. 75	87. 74
30. 0-35. 0	59. 01	1894. 51	2. 82	90. 56
35. 0-40. 0	40. 49	1935. 00	1. 94	92. 50
40. 0-45. 0	28. 03	1963. 02	1. 34	93. 84
45. 0-50. 0	19. 52	1982. 55	0. 93	94. 77
50. 0-55. 0	14. 78	1997. 33	0. 71	95. 48
55. 0-60. 0	12. 46	2009. 79	0. 60	96. 07
60. 0-65. 0	10. 70	2020. 49	0. 51	96. 58
65. 0-70. 0	8. 94	2029. 43	0. 43	97. 01
70. 0-75. 0	7. 24	2036. 67	0. 35	97. 36
75. 0-80. 0	5. 78	2042. 45	0. 28	97. 63
80. 0-85. 0	4. 56	2047. 01	0. 22	97. 85
85. 0-90. 0	3. 56	2050. 57	0. 17	98. 02
90. 0-95. 0	2. 88	2053. 45	0. 14	98. 16
95. 0-100. 0	2. 44	2055. 89	0. 12	98. 28
100. 0-105. 0	2. 19	2058. 08	0. 10	98. 38
105. 0-110. 0	2. 07	2060. 15	0. 10	98. 48
110. 0-115. 0	1. 92	2062. 07	0. 09	98. 57
115. 0-120. 0	1. 77	2063. 84	0. 08	98. 66
120. 0-125. 0	1. 70	2065. 53	0. 08	98. 74
125. 0-130. 0	1. 82	2067. 35	0. 09	98. 82
130. 0-135. 0	2. 21	2069. 56	0. 11	98. 93
135. 0-140. 0	2. 74	2072. 30	0. 13	99. 06
140. 0-145. 0	3. 30	2075. 60	0. 16	99. 22
145. 0-150. 0	3. 66	2079. 27	0. 17	99. 39
150. 0-155. 0	3. 61	2082. 87	0. 17	99. 57
155. 0-160. 0	3. 21	2086. 08	0. 15	99. 72
160. 0-165. 0	2. 59	2088. 67	0. 12	99. 84
165. 0-170. 0	1. 86	2090. 53	0. 09	99. 93
170. 0-175. 0	1. 09	2091. 62	0. 05	99. 98
175. 0-180. 0	0. 35	2091. 97	0. 02	100. 00

Rectangle ISO Lighting Intensity Diagram

Lum. Name: PD08-25-XX-01 2700K RA90 15D	Lum. Catalog:	Test ID: 01
Lamp Name:	Lamp Catalog: LED	Test Lab: Quality Department
Manufacture: Shenzhen Norming Lighting	Test Machine:GON-2000	Test Date: 2022/09/16

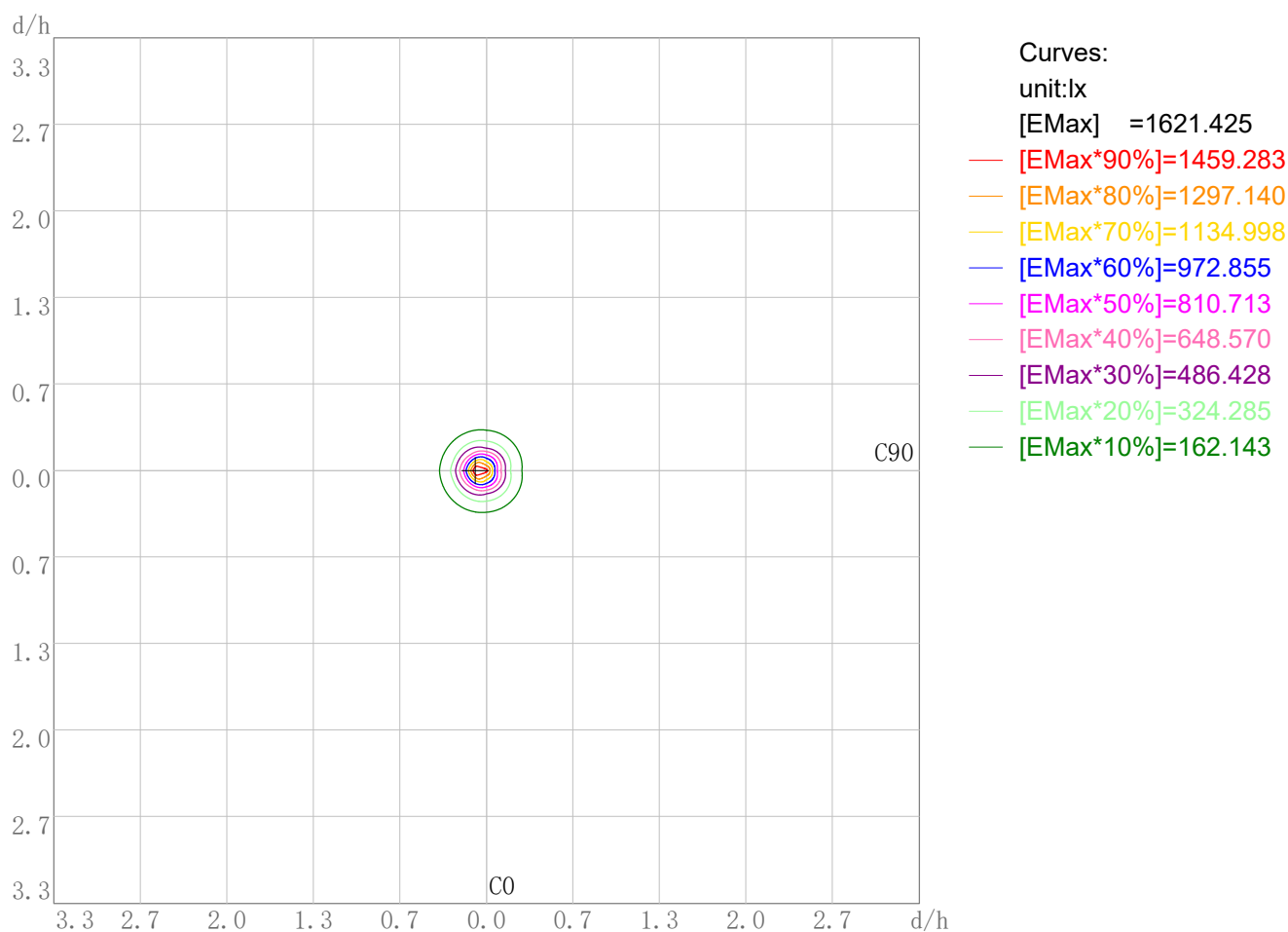


**Photometric Filename:PD08-25-XX-01 2700K RA90 15D.IE**

## Plane ISO-Illuminance Diagram

Lum. Name: PD08-25-XX-01 2700K RA90 15D	Lum. Catalog:	Test ID: 01
Lamp Name:	Lamp Catalog: LED	Test Lab: Quality Department
Manufacture: Shenzhen Norming Lighting	Test Machine:GON-2000	Test Date: 2022/09/16

## Plane ISO-Illuminance Curve



Working Plane Luminaire Mounting Height(m): 3.00

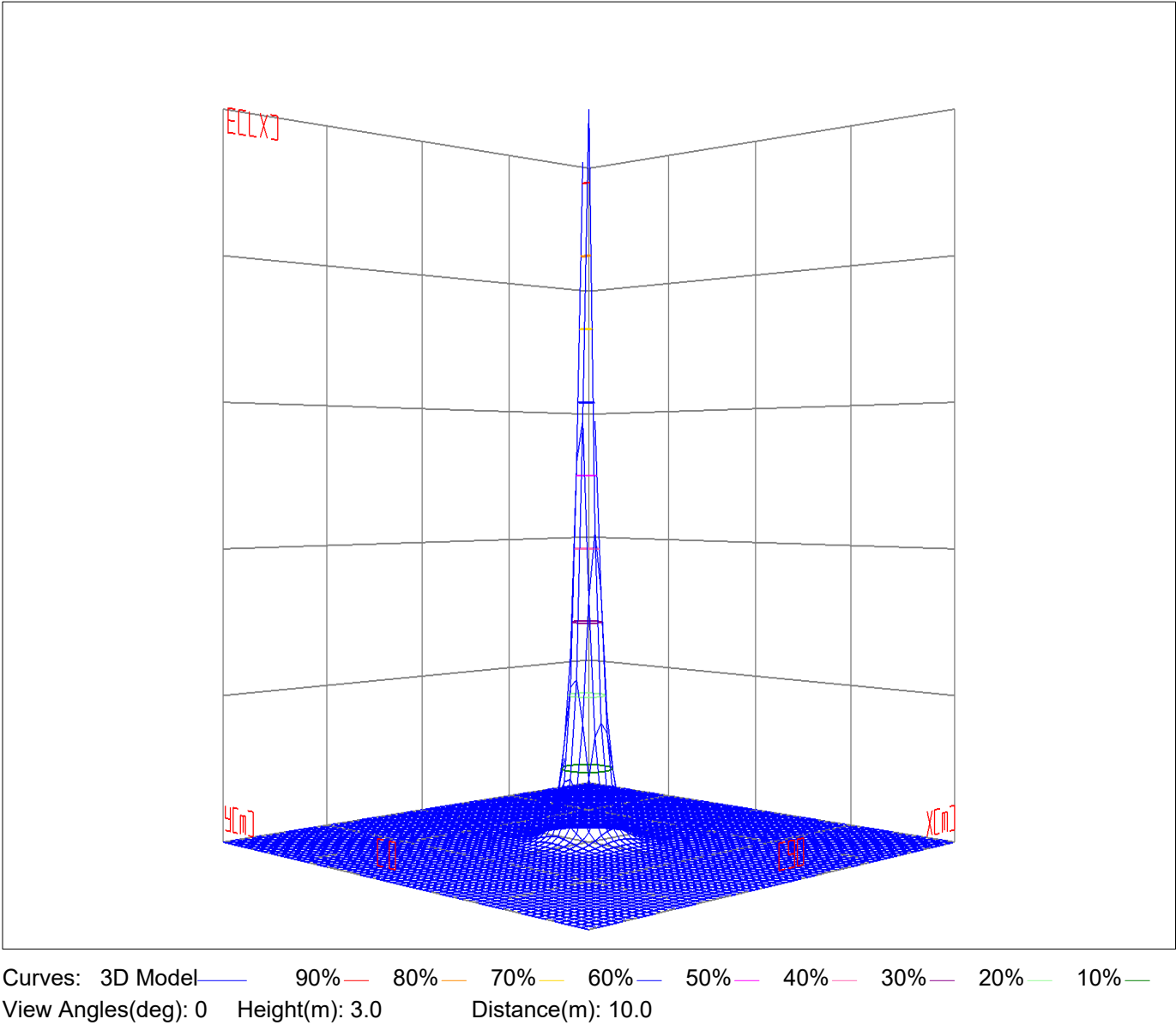
Working Plane Maximum Illuminance(lx): 1621.43

Working Plane Maximum Illuminance Position(d/h):H-0.1 V-0.0

3D Plane ISO Illuminance Diagram

Lum. Name: PD08-25-XX-01 2700K RA90 15D	Lum. Catelog:	Test ID: 01
Lamp Name:	Lamp Catelog: LED	Test Lab: Quality Department
Manufacture: Shenzhen Norming Lighting	Test Machine:GON-2000	Test Date: 2022/09/16

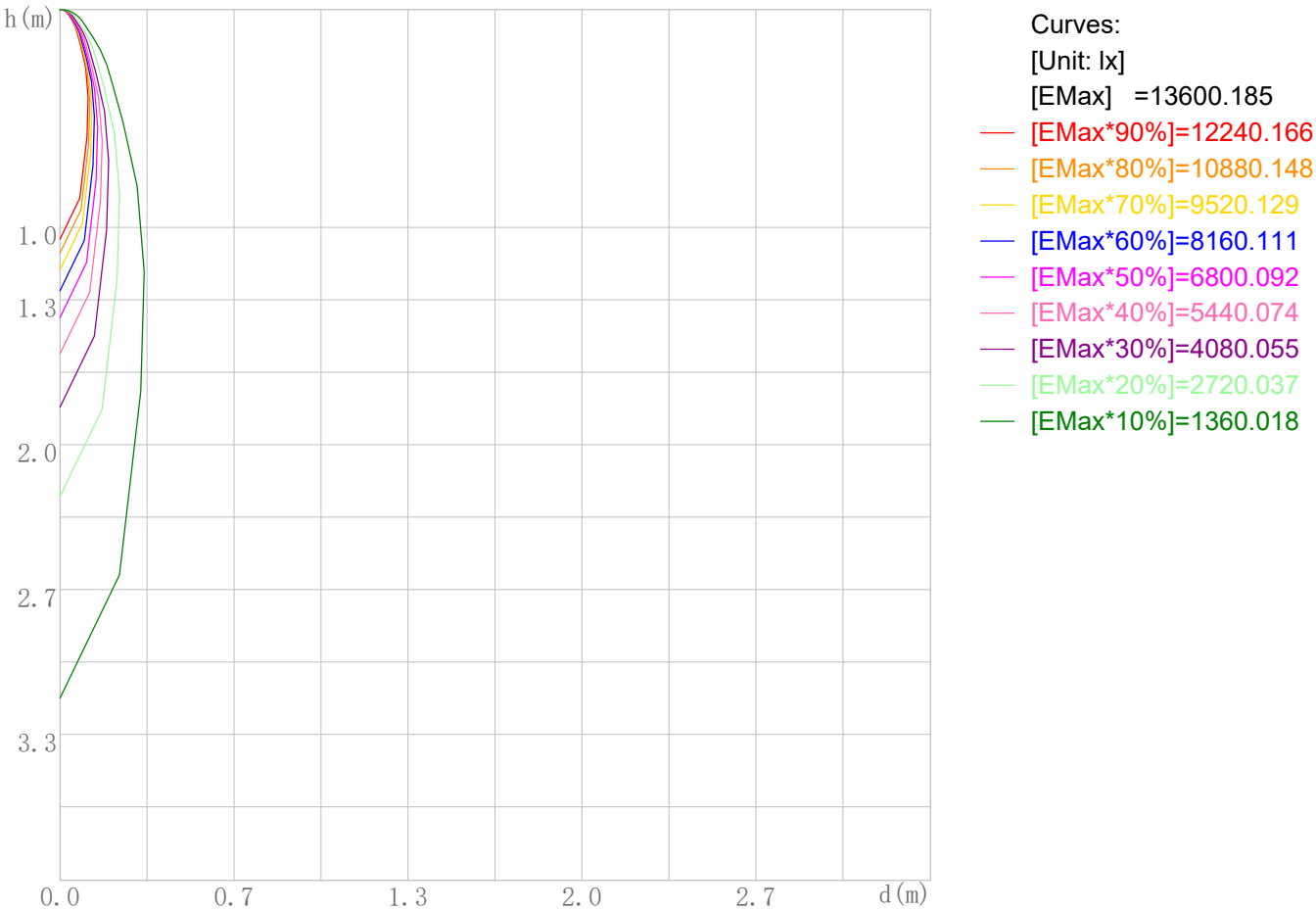
3D Plane Illuminance Modal



Space ISO Illuminance Diagram

Lum. Name: PD08-25-XX-01 2700K RA90 15D	Lum. Catelog:	Test ID: 01
Lamp Name:	Lamp Catelog: LED	Test Lab: Quality Department
Manufacture: Shenzhen Norming Lighting	Test Machine:GON-2000	Test Date: 2022/09/16

Space ISO Illuminance Curve

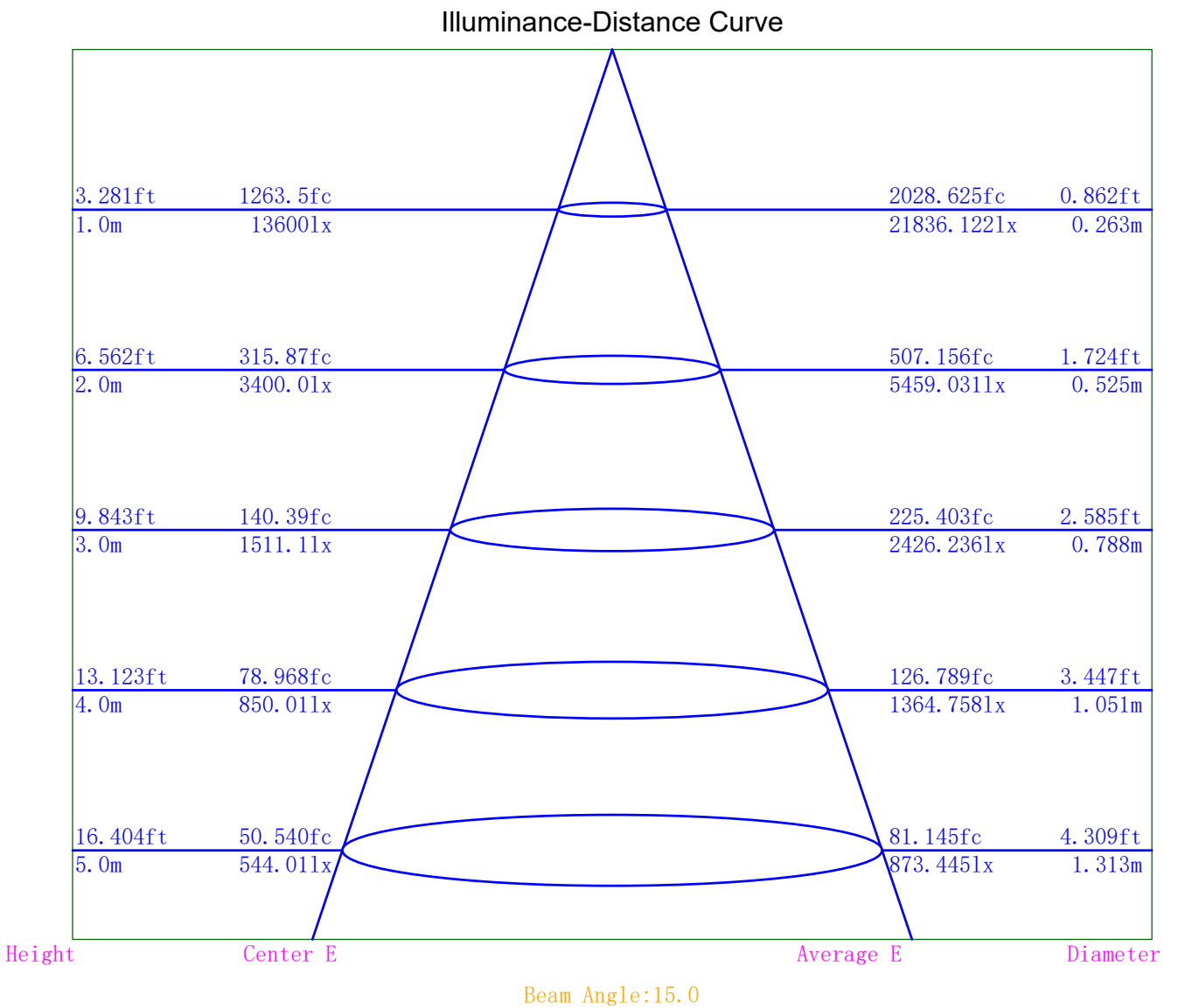


Space Plane Maximum Illuminance and @Angle:13600.18lx,0.0deg  
Plane Maximum Lighting Intensity and @Angle:13600.185cd,0deg



Illuminance-Distance Diagram

Lum. Name: PD08-25-XX-01 2700K RA90 15D	Lum. Catelog:	Test ID: 01
Lamp Name:	Lamp Catelog: LED	Test Lab: Quality Department
Manufacture: Shenzhen Norming Lighting	Test Machine:GON-2000	Test Date: 2022/09/16



Indoor Luminance Limiting Curves

Lum. Name: PD08-25-XX-01 2700K RA90 15D	Lum. Catalog:	Test ID: 01
Lamp Name:	Lamp Catalog: LED	Test Lab: Quality Department
Manufacture: Shenzhen Norming Lighting	Test Machine:GON-2000	Test Date: 2022/09/16

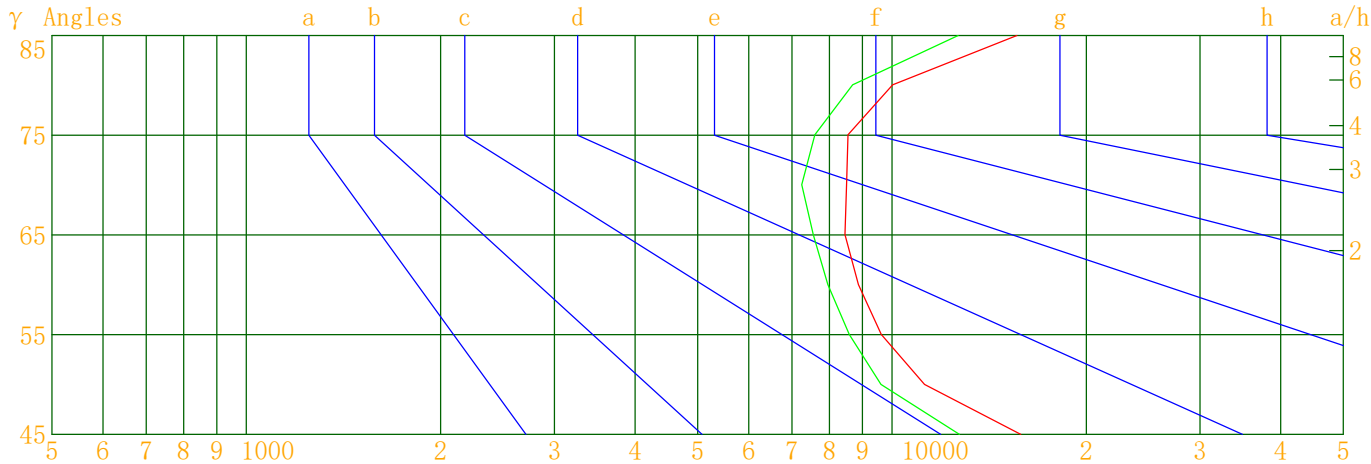
Glare Grade Table

GI	Quality	Using Illuminance							
1.15	A	2000	1000	500	<=300				
1.5	B		2000	1000	500	<=300			
1.85	C			2000	1000	500	<=300		
2.2	D				2000	1000	500	<=300	
2.55	E	a				2000	1000	500	<=300
			b	c	d	e	f	g	h

Luminance Table

Gama(deg)	45	50	55	60	65	70	75	80	85
C0	15831	11232	9625	8873	8454	8503	8551	10025	15612
C90	12719	9616	8588	7957	7554	7247	7595	8690	12660

Luminance Limiting Curve



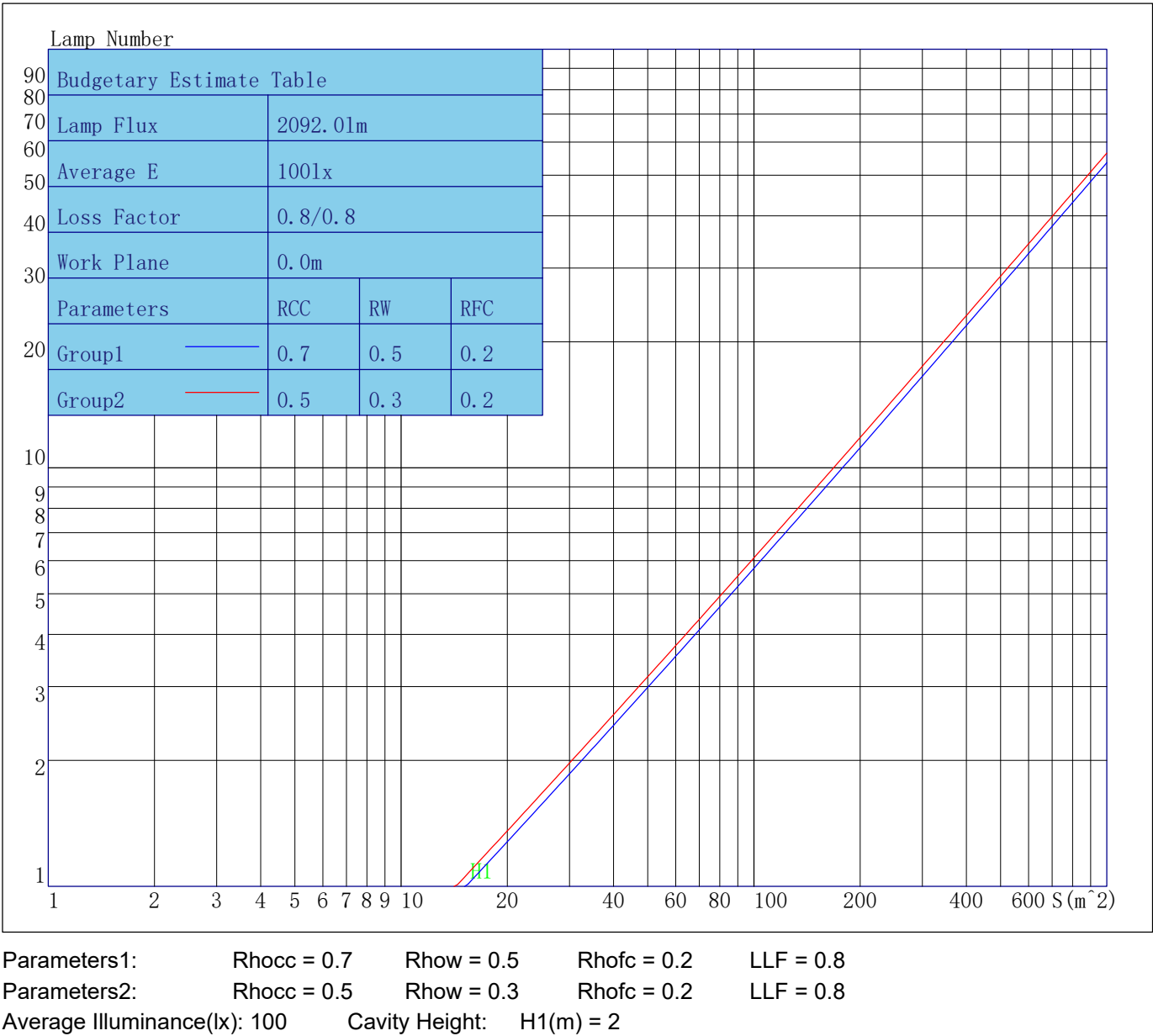
Luminous Size: Length(m)=-0.083 Width(m)=-0.083 Height(m)=0.000 Area(m^2)=0.005411

Luminous Type: Without Luminous Side

Luminous Curves: C0-C180 Color: C90-C270 Color:

Indoor Budgetary Estimate Table

Lum. Name: PD08-25-XX-01 2700K RA90 15D	Lum. Catalog:	Test ID: 01
Lamp Name:	Lamp Catalog: LED	Test Lab: Quality Department
Manufacture: Shenzhen Norming Lighting	Test Machine:GON-2000	Test Date: 2022/09/16



Indoor Coefficient of Utilization Table

Lum. Name: PD08-25-XX-01 2700K RA90 15D	Lum. Catelog:	Test ID: 01
Lamp Name:	Lamp Catelog: LED	Test Lab: Quality Department
Manufacture: Shenzhen Norming Lighting	Test Machine:GON-2000	Test Date: 2022/09/16

Coefficients of Utilization - Zonal Cavity Method																		
Coef.	Effective Floor Cavity Reflectance RFC=0.20																	
RhoCC (%)	80				70				50			30			10			0
RhoW (%)	70	50	30	10	70	50	30	10	50	30	10	50	30	10	50	30	10	0
RCR	Coefficient of Utilization(%)																	
0	119	119	119	119	116	116	116	116	110	110	110	105	105	105	100	100	100	98
1	114	112	110	108	111	109	108	106	105	104	102	101	100	99	97	96	96	94
2	110	106	103	100	108	104	101	99	101	98	96	97	96	94	95	93	92	90
3	106	101	97	94	104	100	96	93	97	94	91	94	92	90	92	90	88	87
4	103	97	93	89	101	96	92	89	93	90	87	91	89	86	89	87	85	84
5	99	93	89	85	98	92	88	85	90	87	84	88	86	83	87	84	82	81
6	96	90	85	82	95	89	85	82	87	84	81	86	83	80	85	82	80	79
7	94	87	82	79	92	86	82	79	85	81	79	84	80	78	82	80	78	76
8	91	84	80	77	90	84	79	77	82	79	76	81	78	76	80	78	75	74
9	89	82	77	75	88	81	77	74	80	77	74	79	76	74	79	76	73	72
10	86	79	75	73	85	79	75	72	78	75	72	77	74	72	77	74	72	71

Unified Glare Rating Table

Lum. Name: PD08-25-XX-01 2700K RA90 15D	Lum. Catelog:	Test ID: 01
Lamp Name:	Lamp Catelog: LED	Test Lab: Quality Department
Manufacture: Shenzhen Norming Lighting	Test Machine:GON-2000	Test Date: 2022/09/16

Unified Glare Rating Table

Ceiling RCC	0.70	0.70	0.50	0.50	0.30	0.70	0.70	0.50	0.50	0.30	
Wall RW	0.50	0.30	0.50	0.30	0.30	0.50	0.30	0.50	0.30	0.30	
Floor RFC	0.20	0.20	0.20	0.20	0.20	0.20	0.20	0.20	0.20	0.20	
Room Size	Vewed crosswise					Vewed endwise					
X=2H    Y=2H	14.2	15.3	14.6	15.6	16.0	13.2	14.3	13.6	14.6	15.0	
	Y=3H	15.0	16.0	15.5	16.3	16.8	14.1	15.0	14.5	15.4	15.8
	Y=4H	15.5	16.4	15.9	16.8	17.2	14.6	15.4	15.0	15.8	16.3
	Y=6H	16.0	16.8	16.4	17.2	17.7	15.1	15.9	15.5	16.3	16.7
	Y=8H	16.3	17.0	16.7	17.5	17.9	15.3	16.1	15.8	16.5	17.0
	Y=12H	16.6	17.4	17.1	17.8	18.3	15.7	16.4	16.1	16.8	17.3
X=4H    Y=2H	14.4	15.3	14.9	15.7	16.1	13.5	14.4	14.0	14.8	15.2	
	Y=3H	15.5	16.2	15.9	16.7	17.1	14.6	15.4	15.1	15.8	16.3
	Y=4H	16.1	16.8	16.5	17.2	17.7	15.2	15.9	15.7	16.4	16.9
	Y=6H	16.8	17.4	17.3	17.9	18.4	15.9	16.5	16.4	17.0	17.5
	Y=8H	17.2	17.7	17.7	18.2	18.7	16.3	16.9	16.8	17.4	17.9
	Y=12H	17.7	18.2	18.2	18.7	19.2	16.8	17.3	17.3	17.8	18.3
X=8H    Y=4H	16.3	16.9	16.8	17.3	17.9	15.5	16.1	16.0	16.5	17.1	
	Y=6H	17.2	17.7	17.7	18.2	18.8	16.4	16.9	17.0	17.4	18.0
	Y=8H	17.8	18.2	18.3	18.7	19.3	16.9	17.4	17.5	17.9	18.5
	Y=12H	18.4	18.8	19.0	19.4	20.0	17.6	18.0	18.1	18.5	19.1
X=12H    Y=4H	16.3	16.8	16.8	17.3	17.9	15.5	16.0	16.1	16.6	17.1	
	Y=6H	17.3	17.7	17.9	18.2	18.8	16.5	17.0	17.1	17.5	18.1
	Y=8H	18.0	18.3	18.5	18.9	19.5	17.2	17.6	17.7	18.1	18.7
Variations with the objverver position at spacings											
S=1.0H	0.1/-0.1					0.2/-0.2					
S=1.5H	0.4/-0.4					0.4/-0.4					
S=2.0H	0.4/-0.4					0.5/-0.5					
Reduced UGR Table:											
Nordic Standard Table:	BK0					BK0					
Correction Value	2.8					2.9					

o the CIE Pub.117,data has been corrected,refers to the lamp's lumens 8.2flm.

IES Indoor Report  
Photometric Filename:PD08-25-XX-01 2700K RA90 15D.IE

S  
Candela Tabulation

V/H	C0.0	C90.0	C180.0	C270.0
γ 0.0	13600.2	13600.2	13600.2	13600.2
γ 5.0	9279.6	6844.4	9403.7	14760.7
γ 10.0	4379.8	3181.8	4631.0	7685.1
γ 15.0	2184.7	1657.1	2327.2	3457.9
γ 20.0	1078.4	784.2	1165.8	1738.8
γ 25.0	489.6	350.6	494.8	800.1
γ 30.0	258.6	202.7	222.7	320.6
γ 35.0	163.8	128.0	138.0	168.4
γ 40.0	101.1	77.9	86.7	106.7
γ 45.0	60.6	48.7	55.8	67.9
γ 50.0	39.1	33.4	36.9	44.0
γ 55.0	29.9	26.7	30.0	32.0
γ 60.0	24.0	21.5	24.8	26.7
γ 65.0	19.3	17.3	20.1	22.2
γ 70.0	15.7	13.4	15.7	17.5
γ 75.0	12.0	10.6	12.1	13.8
γ 80.0	9.4	8.2	9.7	10.5
γ 85.0	7.4	6.0	7.5	8.4
γ 90.0	5.8	5.1	5.5	6.4
γ 95.0	4.8	4.7	4.4	5.3
γ 100.0	4.3	4.3	4.1	4.0
γ 105.0	4.2	4.2	4.1	3.6
γ 110.0	4.4	4.0	3.8	3.5
γ 115.0	3.8	3.7	4.0	3.3
γ 120.0	3.2	3.3	3.9	3.8
γ 125.0	3.3	3.6	4.3	3.8
γ 130.0	4.0	4.7	5.4	4.3
γ 135.0	5.7	7.0	6.8	5.8
γ 140.0	7.8	9.4	9.5	7.3
γ 145.0	10.7	12.1	12.2	10.3
γ 150.0	13.1	14.1	14.1	12.9
γ 155.0	14.5	15.4	15.3	14.6
γ 160.0	15.4	15.3	16.1	15.8
γ 165.0	15.6	15.6	16.3	15.6
γ 170.0	15.5	15.0	15.9	15.9
γ 175.0	14.7	14.4	14.7	15.3
γ 180.0	14.5	14.5	14.5	14.5